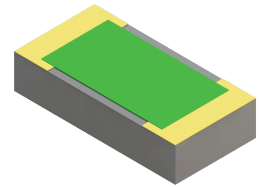


### RS1206ZZ-XXXXWN-2S Features:

- Single-Sided (Flip-Chip) Terminal Configuration
- Solder, Epoxy or Wirebondable Terminals
- Customer Defined Testing Available
- RoHS Compliant or SnPb Available
- Non-Magnetic Available
- Tape & Reel (Film Side Down) and Waffle Pack Available (Standard is bulk)

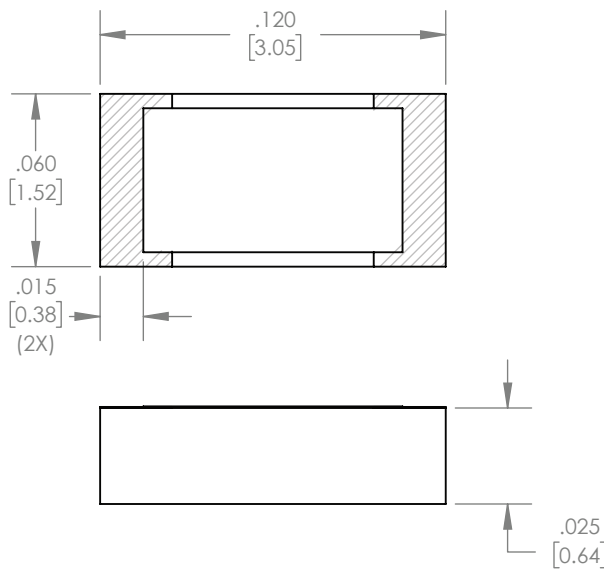


### RS1206ZZ-XXXXWN-2S Parameters:

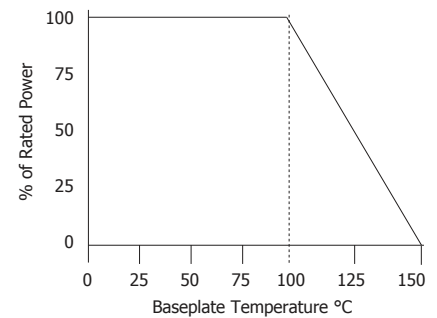
Resistance Range:	10Ω - 1KΩ
Rated Power:*	1.5W
Construction:	Thick Film on 0.025" AIN
Operating Temperature:	-55 to +150°C

\* Rating based on ≤100°C constant baseplate temperature

### RS1206ZZ-XXXXWN-2S Dimensions:



### RS1206ZZ-XXXXWN-2S Power Derating Curve



Dimensions in inches [mm]  
 Tolerance is ± 0.005 [0.13]  
 unless otherwise stated

### Ordering Information:

### Example Part Number: RS1206CT-50R0JN-2S

RS	1206	ZZ	-	XXXX	W	N	-	2S	UU	
Prefix for Resistor w/ Single-Sided Terminals				Value Code 50R0 - 50Ω 1000 - 100Ω 1001 - 1KΩ	Tolerance F - 1% G - 2% J - 5%	<b>Normal Inspection</b> Contact factory for additional options		Substrate 2S - 0.025" AIN	Packaging Blank - Bulk WP - Waffle Pack TRD - Tape & Reel	
Size 1206										
Terminal Metallization					RoHS	Magnetic		Solder	Epoxy	Wirebond
CB - Tin Lead over Nickel over Silver					No	Yes		Yes	No	No
CC - 100% Matte Tin over Copper over Silver					Yes	No		Yes	No	No
CT - 100% Matte Tin over Nickel over Silver					Yes	Yes		Yes	No	No
GA - Gold					Yes	No		No	Yes	Yes

Barry Industries reserves the right to change part number and/or process without notification.

**RS1206ZZ-XXXXWN-2S Reliability Specifications:**

Parameter:	Test Condition:	Results:
Short Time Overload	Apply 1.1x Rated Power for 5 Seconds.	≤ 5.0% Resistance Shift
Rated Load Life	Apply 1/2 Power Under 40°C ±2°C 90 Minutes on/ 30 Minutes off. Repeat for 100 hours	≤ 5.0% Resistance Shift
Moisture Resistance	MIL-PRF-55342 para 4.8.9 95% RH, 25°C - 65°C	≤ 5.0% Resistance Shift
Resistance to Soldering Heat	MIL-STD-202 Method 210 and MIL-PRF-55342 Para 4.8.8.1	≤ 5.0% Resistance Shift
Resistance to Bonding Exposure	MIL-PRF-55342 Para 4.8.8.2	≤ 5.0% Resistance Shift
Solderability	MIL-PRF-55342 Para 4.8.12	>95% Covered
High Temperature Storage	125°C ±2°C for 500 Hours	1.) ≤ 5.0% Resistance Shift 2.) No Significant Abnormality (Visual)
Thermal Shock	-65 to +125 30 Minutes Dwell, 5 Cycles	1.) ≤ 5.0% Resistance Shift 2.) No Significant Abnormality (Visual)

Barry Industries reserves the right to change part number and/or process without notification.